

ASTAR

Learning Systems

my-Pro™ - online sports instruction

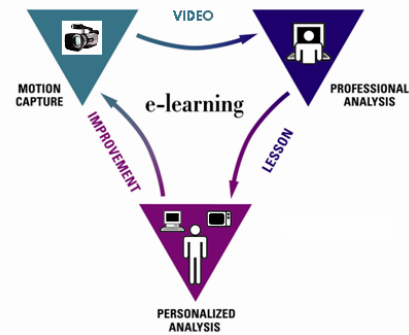
ASTAR Learning Systems offers a private label, **on-line solution** which creates a new environment for sports learning that is dramatically more effective, more entertaining and more convenient than ever imagined. It is a complete set of web based interactive services designed to provide a dynamic distance learning environment for improving on a sports activity for the student.

my-Pro™ creates an interactive business segment for those clients who focus on the sports market and:

- Provides a vehicle to increase customer interaction and creates a need to keep them coming back to the site.
- Provides a comprehensive set of marketing and management tools to facilitate and maximize the business opportunity.
- Provides all hosting, management and delivery from dedicated ASTAR servers, without the need to expand your current hosting service.

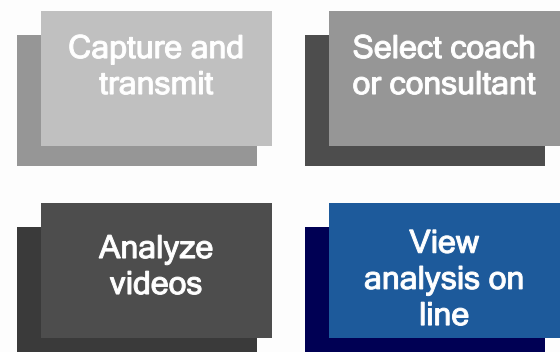
Key reasons to use ASTAR's e-learning system

1. Increases an individual's skill level with convenient access a to selected coach personalized video- based analysis.
2. Online viewing of videos and completed analysis anywhere, anytime there is access to the Internet.
3. Editing software allows a "coach" to produce a comprehensive, video- based analysis, including voice over, graphics, side by side comparisons and even the insertion of corrective content into the analysis.
4. Users (students) can send videos from their cell phone directly to the web site to view, share, and select for use in their video-based analysis.



System Overview

Simple four-step process designed to improve sports skills online.



Call us at -858-342-6025
for more information

ASTAR

Learning Systems

The process is simple...the feedback is invaluable

ASTAR's **my-Pro™** is a complete e-learning environment including the development and delivery of a comprehensive **video-based remote analysis**, made simple;

Step One - Getting Started

With a camcorder, digital camera, or video cell phone, video of the desired "motion" is captured and transmitted to the site. For some, use of ASTAR's my_Trainer student software may be preferred to view captured video(s) in slow or single frame before transmitting.

Step Two - View and select videos

Once the videos are uploaded to the website, they can be viewed and selected to be used in a remote lesson.

Step Three - Select desired coach or instructor

Once the videos are selected, a coach is selected which will develop a video-based lesson, including graphics, audio and side by side analysis.

Step Four - View completed analyses on line

Completed analysis sessions may be viewed anytime, anywhere there is Internet access. The video lesson will stream from the website removing any need to download any files.


Step Five - Tracking performance

Uploaded videos as well as completed lessons remain, password protected on the website to track and monitor improvements.

Video capture and transmission is made easy!

✓ Camcorder or digital camera

Video files can be directly uploaded to the web site and saved for viewing. No video capture client software is needed. Simply login and select video to upload.



✓ Video cell phone

Videos can be sent directly to the web site and automatically deposited into the user's password protected area for later viewing and use in a remote analysis session....**Simple and convenient!**



✓ ASTAR's my_Trainer, student software

Videos can be captured, viewed and saved. One button "Send" transmits video directly to the user's video locker.



ASTAR

Learning Systems

my-Pro™ highlights

Branded online system

All user interaction is via a "client" branded website.

Password protected

Safe and secure protection of information.

User access anywhere, anytime

Users can access uploaded videos and completed analysis anywhere there is Internet access.

e-commerce included !

Each client's website is provided with its own secured e-commerce gateway, "shopping cart" for remote lesson purchase.

Remote analysis has all the elements of a live review session

A client's content can be inserted into the remote analysis video, making them emulate live sessions, by not only supplying the analysis but also embedding suggested corrections and/or fixes. This content can be as simple as a standard "how- to", a correcting drill and/or a stretching / strengthening exercise. Content can also be promotional or advertising pieces placed at the beginning or end of a lesson to add a professional touch.

Track and monitor performance

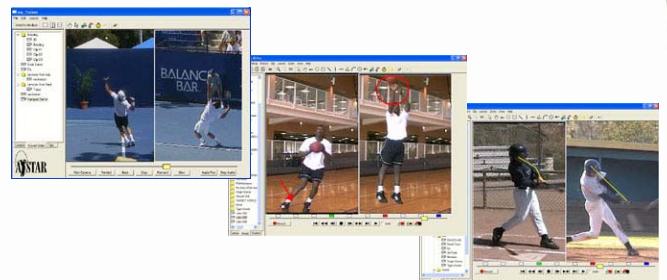
Uploaded videos including those directly from video cell phones and completed lessons remain on the website to view, compare and track progress.

No client processing needed

A my-Pro™ website is hosted on ASTAR's server(s) and handles all processing, administrative and database functions, including the delivery of streaming remote analysis sessions. As a result, there are no modifications to our client's web site.



...whether a new user or one needing some follow up after a live clinic, my-Pro™ makes the process simple and effective.



.....needing to do well on the final team tryouts or to recapture the club championship a user needs some fine tuning from an expert or a trusted coach.... who may be across the state or country!

Call us at -858-342-6025
for more information